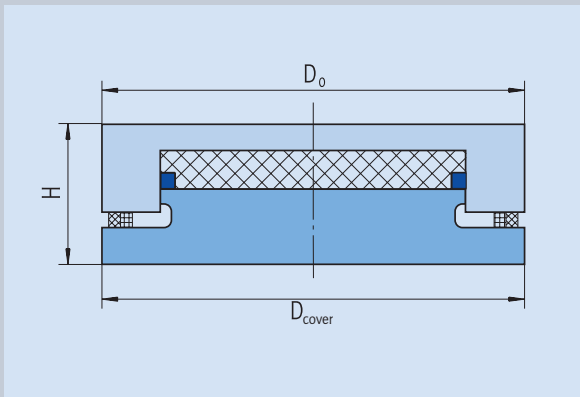


Fixed pot bearing TF

Dimensions and weights acc. to German approval



Stura di Demonte viaduct, Italy

Permissible concrete pressure = 26 N/mm ²					
type of bearing	load V kN	H mm	D _{cover} mm	D _o mm	weight kg
TF - 1	1000	70	270	270	36
TF - 2	2000	80	360	360	62
TF - 3	3000	90	430	430	93
TF - 4	4000	94	490	490	119
TF - 5	5000	101	550	550	155
TF - 6	6000	106	600	600	192
TF - 7	7000	112	650	650	235
TF - 8	8000	116	690	690	269
TF - 9	9000	124	730	730	322
TF - 10	10000	131	770	770	380
TF - 11	11000	135	810	810	427
TF - 12	12000	139	840	840	468
TF - 13	13000	145	880	880	544
TF - 14	14000	150	910	910	598
TF - 15	15000	155	940	940	654
TF - 16	16000	158	970	970	714
TF - 17	17000	161	1000	1000	768
TF - 18	18000	168	1030	1030	856
TF - 19	19000	170	1060	1060	913
TF - 20	20000	175	1090	1090	994
TF - 22	22000	183	1140	1140	1127
TF - 24	24000	190	1190	1190	1277
TF - 26	26000	198	1240	1240	1449
TF - 28	28000	203	1280	1280	1570
TF - 30	30000	210	1330	1330	1754

The table is based on a permissible compression of $\sigma_{exz.} = 26 \text{ N/mm}^2$. We supposed normal conditions min. $V = 0.5 \cdot \text{max. } V$ and a horizontal force $H_{Res} = 0.1 \cdot \text{max. } V$. Angular rotation $\tan \varphi = \pm 0.01$.

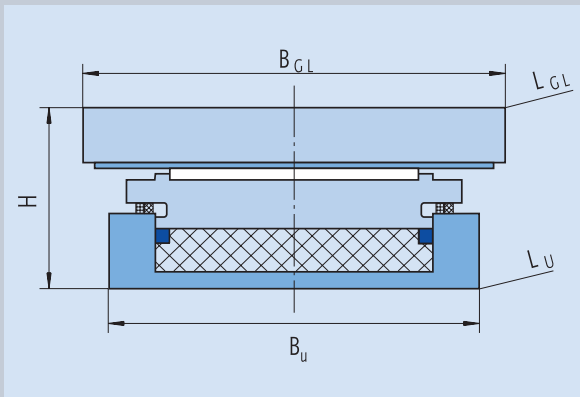
Dimensions and weights for deviating permissible concrete pressures and unusual load conditions will be calculated on request.

Depending on the area of application and country requirements MAURER pot bearings can be supplied in accordance with various standards, e.g. EN 1337, DIN 4141, BS5400, AASHTO, SETRA etc.

Note:
Possibly necessary anchorage devices require additional space and are not considered within this table.

Generally mobile pot bearing *TGa*

Dimensions and weights acc. to German approval



Twistetalbrücke, BAB A44 Kassel – Dortmund, Germany

Permissible concrete pressure = 26 N/mm ²											
type of bearing	load V kN	H mm	B _U	L _U	B _{GL} mm	ex = ±50 mm		ex = ±100 mm		ex = ±150 mm	
						L _{GL} mm	weight kg	L _{GL} mm	weight kg	L _{GL} mm	weight kg
TGa - 1	1000	100	270	320	440	85	555	96	670	106	
TGa - 2	2000	107	360	410	530	130	645	143	760	156	
TGa - 3	3000	113	420	470	590	168	705	186	820	204	
TGa - 4	4000	120	480	530	650	212	765	238	880	264	
TGa - 5	5000	129	530	580	700	264	815	296	930	328	
TGa - 6	6000	133	570	620	740	308	855	344	970	380	
TGa - 7	7000	138	610	660	780	358	895	399	1010	439	
TGa - 8	8000	144	650	700	820	414	935	462	1050	509	
TGa - 9	9000	151	680	740	850	476	965	525	1080	574	
TGa - 10	10000	156	710	770	880	532	995	586	1110	639	
TGa - 11	11000	162	750	810	920	615	1035	673	1150	731	
TGa - 12	12000	174	790	850	960	725	1075	789	1190	852	
TGa - 13	13000	175	810	880	980	768	1095	835	1210	902	
TGa - 14	14000	182	840	910	1010	847	1125	922	1240	997	
TGa - 15	15000	188	870	940	1040	940	1155	1015	1270	1090	
TGa - 16	16000	190	900	970	1070	1008	1185	1093	1300	1177	
TGa - 17	17000	195	930	1000	1100	1108	1215	1193	1330	1277	
TGa - 18	18000	199	950	1030	1120	1174	1235	1262	1350	1350	
TGa - 19	19000	204	980	1060	1150	1280	1265	1374	1380	1467	
TGa - 20	20000	208	1010	1080	1180	1374	1295	1471	1410	1568	
TGa - 22	22000	219	1060	1130	1230	1586	1345	1692	1460	1798	
TGa - 24	24000	224	1100	1180	1270	1746	1385	1860	1500	1973	
TGa - 26	26000	231	1150	1230	1320	1963	1435	2086	1550	2208	
TGa - 28	28000	240	1190	1270	1360	2180	1475	2311	1590	2442	
TGa - 30	30000	246	1230	1320	1420	2400	1545	2549	1670	2698	

The pot bearing's dimensions are determined by the permissible compressions in the elastomer pad, larger permissible concrete compressions do not result in smaller bearing dimensions, therefore the tables are only based on the value $\sigma_{\text{exz.}} = 26 \text{ N/mm}^2$.

We supposed normal conditions min. $V = 0.5 \cdot \text{max. } V$. An angular rotation $\tan \varphi = \pm 0.01$ as well as a lateral displacement e_y acc. to DIN 4141 of at least $\pm 20 \text{ mm}$ have been assumed.

Dimensions and weights for deviating permissible concrete pressures and unusual load conditions will be calculated on request.

Depending on the area of application and country requirements MAURER pot bearings can be supplied in accordance with various standards, e.g. EN 1337, DIN 4141, BS5400, AASHTO, SETRA etc.

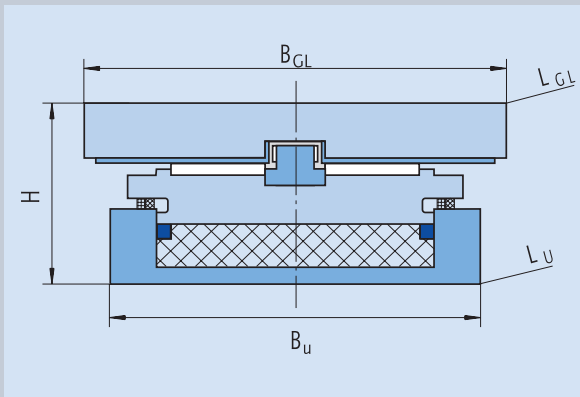
Note:
Possibly necessary anchorage devices require additional space and are not considered within this table.

MAURER SÖHNE
Innovations in steel



Unilaterally mobile pot bearing TGe - 26 N/mm²

Dimensions and weights acc. to German approval



Vasco da Gama Bridge, Portugal

type of bearing	load V kN	H mm	B _u L _u mm	B _{GL} mm	ex = ±50 mm		ex = ±100 mm		ex = ±150 mm	
					L _{GL} mm	weight kg	L _{GL} mm	weight kg	L _{GL} mm	weight kg
TGe - 1	1000	117	270 330	440	118	555	134	670	150	
TGe - 2	2000	123	360 420	530	167	645	186	760	204	
TGe - 3	3000	129	420 480	590	213	705	237	820	261	
TGe - 4	4000	136	490 550	660	292	775	316	890	339	
TGe - 5	5000	145	550 610	720	363	835	404	950	445	
TGe - 6	6000	149	590 650	760	421	875	460	990	499	
TGe - 7	7000	156	640 700	810	491	925	539	1040	586	
TGe - 8	8000	162	690 750	860	576	975	629	1090	681	
TGe - 9	9000	169	720 780	890	639	1005	698	1120	757	
TGe - 10	10000	175	760 820	930	732	1045	796	1160	859	
TGe - 11	11000	180	800 860	970	823	1085	892	1200	961	
TGe - 12	12000	186	840 900	1010	930	1125	1000	1240	1069	
TGe - 13	13000	188	860 920	1030	977	1145	1054	1260	1130	
TGe - 14	14000	195	900 960	1070	1102	1185	1179	1300	1256	
TGe - 15	15000	201	930 990	1100	1205	1215	1287	1330	1369	
TGe - 16	16000	203	960 1020	1130	1299	1245	1386	1360	1472	
TGe - 17	17000	209	990 1050	1160	1408	1275	1505	1390	1601	
TGe - 18	18000	217	1020 1080	1190	1562	1305	1659	1420	1755	
TGe - 19	19000	222	1050 1110	1220	1680	1335	1787	1450	1894	
TGe - 20	20000	226	1070 1130	1240	1766	1355	1877	1470	1988	
TGe - 22	22000	236	1130 1190	1300	2049	1415	2164	1530	2278	
TGe - 24	24000	243	1180 1240	1350	2289	1465	2420	1580	2551	
TGe - 26	26000	250	1220 1280	1410	2536	1535	2677	1660	2817	
TGe - 28	28000	263	1270 1330	1460	2919	1585	3072	1710	3224	
TGe - 30	30000	270	1320 1380	1510	3212	1635	3374	1760	3535	

The table is based on a permissible pressure of $\sigma_{exz} = 26 \text{ N/mm}^2$. We supposed normal conditions $\min. V = 0.5 \cdot \max. V$ and a horizontal force in lateral direction of $H_y = 0.1 \cdot \max. V$. Angular rotation $\tan \varphi = \pm 0.01$.

Dimensions and weights for deviating permissible concrete pressures and unusual load conditions will be calculated on request.

Depending on the area of application and country requirements MAURER pot bearings can be supplied in accordance with various standards, e.g. EN 1337, DIN 4141, BS5400, AASHTO, SETRA etc.

Note:
Possibly necessary anchorage devices require additional space and are not considered within this table.